Attenuator

INDMINKA



Picture 1

H = heigth W = width L = length

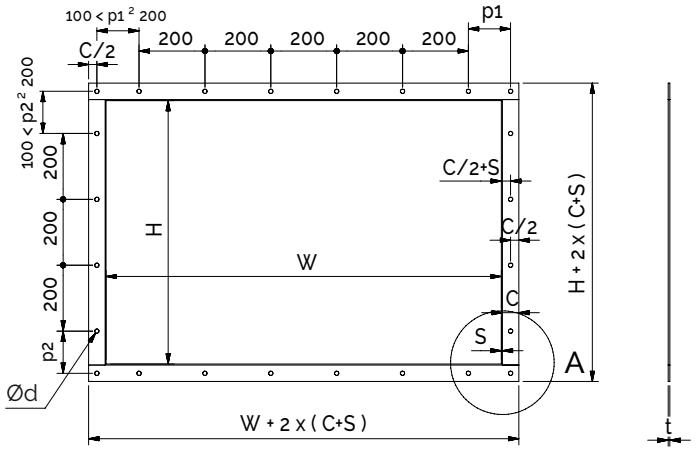

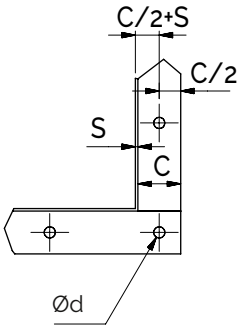

Product description

The industrial attenuator with a welded structure is designed to withstand the high airflows and demands of industrial environments. The standard thicknesses of the attenuator's duct and flanges are specified in table. The attenuator can be thermally insulated. The attenuator is manufactured with flanges according to the Lindab standard (Picture 1), other hole patterns, or with a welding collar. Industrial ventilation attenuators are equipped with lifting lugs.

The attenuation material is mineral wool. The material's temperature resistance is 150 °C for continuous heat and 180 °C for momentary heat.

Standard materials: S235, EN1.4301, or EN1.4404, attenuators also available in other materials.

Lindab industrial flange dimensions

The longest side of the duct (W or H)	The material strength of the duct (S)	Flange width (C)	Flange thickness (t)	Bolt hole size (ød)	Bolt size
Side of the duct ≤ 300	2	50	5	10	M8
300 < side of the duct ≤ 1200	2	50	5	14	M10
1200 < side of the duct ≤ 2000	3	50	5	14	M10
2000 < side of the duct ≤ 3000	3	60	6	14	M10
3000 < side of the duct ≤ 4000	3	80	8	16	M12
Side of the duct < 4000	4	100	10	16	M12

Technical data

lindQST

To select the appropriate silencer and optimize connection size and length for the best performance you can use our online tool lindQST

Lindab reserves the right to make changes without prior notice